

practical design

4800

7800

9800

adaptable



## bed dimensions

Model	Surface Width [SW]	Surface Length [SL]	Overall Width [W]	Overall Length [L]	Height [H]	Weight
4800 SINGLE	956mm	2010mm	1193mm	2238mm	552mm	230kg
7800 KING	1562mm	2010mm	1790mm	2238mm	552mm	360kg
9800 SUPER KING	1960mm	2010mm	2188mm	2238mm	552mm	420kg


SINGLE

KING

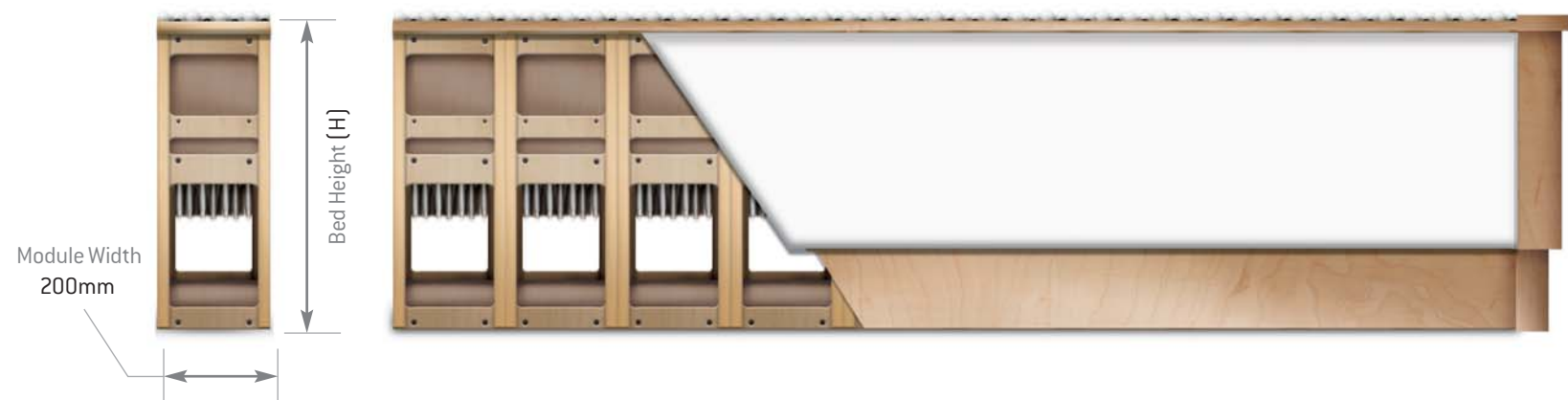
SUPER KING

Our population has been growing upwards and outwards over the last 30 years; therefore, it is comforting to know that as we change we can easily adapt our bed. The Ammique is modular, with 10 modules provided as standard. If required, extra modules can simply be added for additional length. Each module adds an extra 200mm to the surface length.

BIRDS EYE VIEW 4800, 7800 & 9800  
Other widths available by special order.



## easy to lengthen



## easy to deliver

Because it is supplied and delivered in modules, if your bedroom is awkward to reach with winding staircases, restricted access etc. this will not present a problem.



### Need to move your Ammique?

Your Ammique has been installed by our trained technicians and should not be moved by anyone not trained to do so. For your convenience and for the environment, all packaging (including items that are required for safe transit) is removed and is recycled. Should you need to move your Ammique in the future, please contact us to arrange. There may be a charge for this service.





# beauty and technology

# adaptive



According to research from the University of Chicago sleeping for less than four hours a night affects the body's ability to process and store carbohydrates and regulate hormone levels mimicking many of the signs of ageing so there may be some truth in the old adage about beauty sleep.

Studies also suggest that sleep duration is an important regulator of metabolism so getting a decent night's sleep might even help with the weight as well as the wrinkles.

But the good news doesn't end there; the Ammique Bed is a highly sophisticated, exquisitely crafted bed, hand built in the UK using only the highest quality materials in a range of stunning finishes but, above all, the perfect solution to a perfect night.



## Deco

Finished in stunning high gloss lacquer, curved posts about the angular Rosewood veneered central panel of the Deco headboard. Luxuriant matching Rosewood decorative paneling and elegantly curved corner posts wrap sensuously around the Deco bed. Below, a diffuse glass plinth is gently LED back-lit in warm white highlighting the geometric design created by the framed structure behind.



## Prima



The Prima headboard has an upholstered centre panel and an integrated white programmable LED lighting system. Between two sculpted Maple pillars; LED lights are set behind diffuse glass windows into the curved top rail of the Prima headboard and also behind a diffuse glass plinth gently washing the walls and floor in a variety of warm, amber and cool white light sequences.

Beautifully finished in a smooth satin sheen, elegantly curved corner posts, handcrafted from Maple about the interchangeable, upholstered side and foot panels sweeping softly around the Prima bed.



## easy to personalise

Just as every Ammique has been ergonomically designed and engineered to fit you perfectly, the outer frame and the provision of an expansive choice of interchangeable decorative items ensure that the Ammique Bed's adaptive design offers easy personalisation.



To complete your Ammique sleepspace™ we offer a range of essential, superior companion products. Pure white 100% Egyptian cotton duvet covers, pillow slips, tailored sheets and quilted Coversofts are available as well as a luxurious selection of hand finished, designer accessories.

